


Agnes Water and Seventeen Seventy

People and Population



2,854

people in 2021
an increase of
575 since 2016



71.7%

of the population
was born in Australia

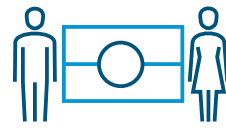


49.8% Male
50.2% Female




5.3%

of people require
assistance
with core activities



92

First Nations people
(3.2% of the population)



The highest proportion
of the population is aged
between **25 and 59 years**

15.3%
0-14 years

6.5%
15-24
years

45.8%
25-59 years

32.3%
60+ years



The top five religions
identified include:

- 1 No religion
- 2 Catholic
- 3 Anglican
- 4 Uniting Church
- 5 Presbyterian and Reforms



The top two long term health
conditions are:

- 1 Disability
- 2 Other Health Condition
- 3 Old Age

Top five languages spoken
other than English include:

- 1 Spanish
- 2 Afrikaans



32.9%

families with children



56.4%

families without children



10.1%

single parent families



0.7%

other

**Scan
me**

for further
information
on Community
Profiles



Community



3

schools/
education
centres



1

childcare
centres
including
outside hours
school care



7

community
groups



11

sporting
groups



15.9%

Community
members volunteer



3

large community-led
events

- 1 Agnes Water Blues and Roots Festival
- 2 1770 Festival
- 3 Cultural Connections Immersion Festival

Places and Spaces



2,072

households



67.1%

total occupied
dwellings



32.5%

unoccupied
private dwellings



42.3%

of residents
fully own their home

29.6%

of residents have
a mortgage over
their home

9%

are renting

Earning and Learning



\$1,031

the median weekly
household income



\$2,000

is the median monthly
mortgage repayment for
households



\$310

is the median weekly
rental payment



The working population
most commonly work in
following occupations:

- 1 Technicians and Trade Operators
- 2 Professionals
- 3 Labourers
- 4 Managers
- 5 Community and personal service workers
- 6 Clerical and administrative workers

The working population
most commonly work in
the following Industry:

- 1 Accommodation and food services
- 2 Construction
- 3 Education and training
- 4 Retail Trade
- 5 Mining

*Information provided is based on Australian Bureau of Statistics (ABS) 2021 Census data conducted on 10 August 2021.

While care has been taken to ensure all content is complete and accurate, Gladstone Regional Council provides no guarantee that this report is without error.



4970 0700 | www.gladstone.qld.gov.au

