


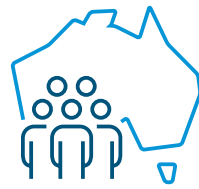
Boyne Valley

People and Population



301

people in 2021
a decrease of
80 since 2011



85.4%

of the population
was born in Australia

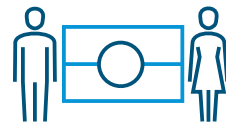


51.3% Male
48.7% Female




7.3%

of people require
assistance
with core activities



8

First Nations people
(2.7% of the population)



The highest proportion
of the population is aged
between **25 and 59 years**

14.7%
0-14 years

4.4%
15-24
years

36.9%
25-59 years

44.3%
60+ years



The top five religions
identified include:

- 1 No religion
- 2 Anglican
- 3 Catholic
- 4 Not stated
- 5 Uniting Church



The top two long term health
conditions are:

- 1 Arthritis
- 2 Asthma

Top two languages spoken
other than English include:

- 1 English only
used at home



28.2%

families with children



61.2%

families without children



12.9%

single parent families



0%

other

**Scan
me**

for further
information
on Community
Profiles



Community



3

schools/
education
centres



0

childcare
centres
including
outside hours
school care



12

community
groups



2

sporting
groups



32%

Community
members volunteer




2

large community-led
events

- 1 The Garden
Market Boyne
Valley
- 2 Boyne Valley
Country Music
Campout

Places and Spaces



57

households



79.3%

total occupied
dwellings



22.4%

unoccupied
private dwellings



48.6%

of residents
fully own their home

22.5%

of residents have
a mortgage over
their home

15.9%

are renting

Earning and Learning



\$989

the median weekly
household income



\$1,083

is the median monthly
mortgage repayment for
households



\$160

is the median weekly
rental payment



The working population
most commonly work in
following occupations:

- 1 Managers
- 2 Machinery Operators
and Drivers
- 3 Labourers
- 4 Technicians and
Trade Operators
- 5 Clerical and
Administrative Workers
- 6 Community and
Personal Service
Workers

The working population
most commonly work in
the following industry:

- 1 Beef Cattle Farming
(Specialised)
- 2 Primary Education
- 3 Log Sawmilling
- 4 Painting and
Decorating Services
- 5 Building and Other
Industrial Cleaning
Services

*Information provided is based on Australian Bureau of Statistics (ABS) 2021 Census data conducted on 10 August 2021.

While care has been taken to ensure all content is complete and accurate, Gladstone Regional Council provides no guarantee that this report is without error.



4970 0700 | www.gladstone.qld.gov.au

